

# BALANCED LIFE INSURANCE FUND

31 December 2024



## INVESTMENT OBJECTIVE AND STRATEGY

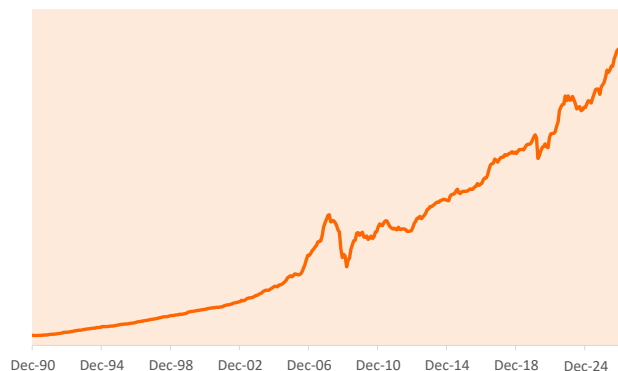
The Fund seeks to achieve medium to long-term capital appreciation with a balanced-risk strategy. However policyholders can expect the value of their portfolio to go up and down in periods of volatility. It will provide policyholders with global exposure to a diversified portfolio of asset classes by investing in a mix of local equities, foreign assets, fixed income instruments, real estate and secured loans.

## FUND PERFORMANCE OVERVIEW

### CALENDAR YEAR PERFORMANCE

	2020	2021	2022	2023	YTD
Fund	1.8%	17.9%	-4.6%	9.5%	13.9%
Benchmark <sup>1</sup>	-5.4%	16.7%	-1.2%	5.3%	13.2%

### PERFORMANCE SINCE LAUNCH



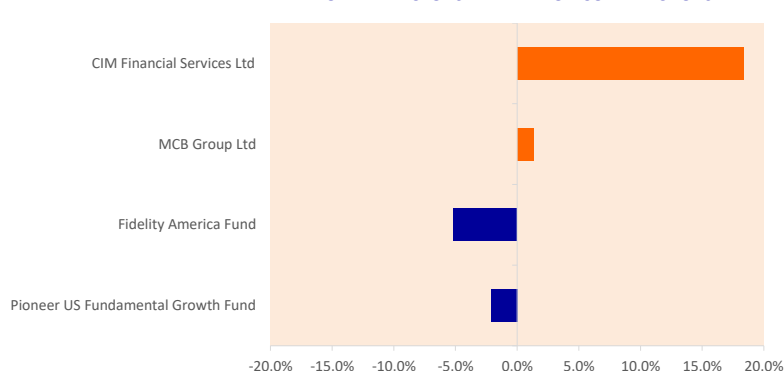
## FUND FACTS

Fund size	Rs.M 1,301.0
Launch date	1 October 1989
Fund currency	MUR
Dealing frequency	Weekly
Bid / Offer spread	Nil

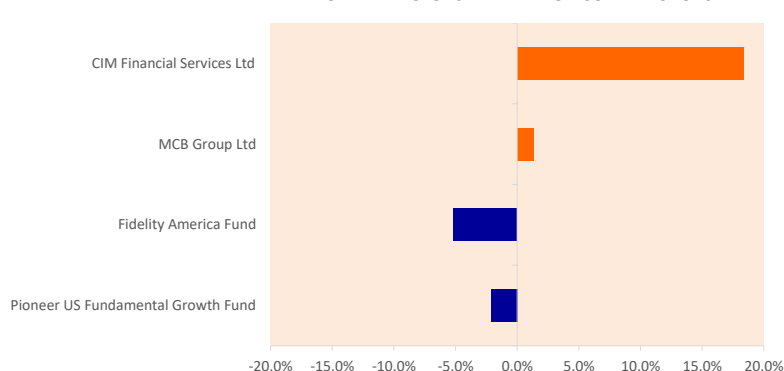
### PERFORMANCE HISTORY

	1 M	1 Y	3 Y	5 Y	10 Y	Since launch
Cumulative	0.2%	13.9%	19.0%	42.7%	105.0%	4313.4%
Annualised	n/a	13.9%	6.0%	7.4%	7.4%	11.3%

### TOP DETACTIONERS<sup>2</sup>

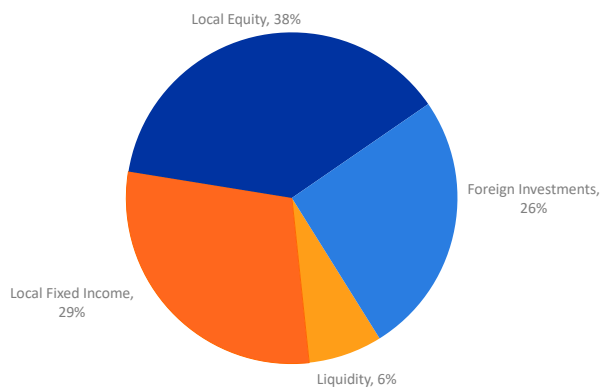


### TOP CONTRIBUTORS<sup>2</sup>



## PORTFOLIO EXPOSURE

### ASSET ALLOCATION



### TOP 5 LOCAL EQUITIES

MCB Group Ltd	40.5%
Ciel Ltd	5.9%
CIM Financial Services Ltd	5.5%
Prudence Properties Ltd	5.5%
IBL Ltd	4.7%

### % OF LOCAL EQUITY PORTFOLIO

### TOP 5 LOCAL FIXED INCOME

GOM Bond, 4.89%, 06.12.2031	10.6%
GOM Bond, 6.23%, 20.03.2030	10.3%
Loans	9.5%
GOM Bond, 2.39% + Inflation, 17.05.2028	5.9%
GOM Bond, 2.35% + inflation, 20.04.2033	5.3%

### % OF LOCAL FIXED INCOME PORTFOLIO

## KEY MARKET INDICATORS

### LOCAL INDICES

SEMDEX	↑	0.9%
SEM-10	↑	1.2%
Headline Inflation	↓	3.6%

### FIXED INCOME SECONDARY MARKET

Yield on 10 Yr GOM Bond	5.1%	↑
-------------------------	------	---

### PERFORMANCE<sup>3</sup>

### FOREIGN INDICES

MSCI ACWI	↓	-2.5%
S&P 500	↓	-2.5%
Euro Stoxx 50	↑	1.9%
MSCI EM	↑	-0.3%

### PERFORMANCE<sup>3</sup>

1. Benchmark consist of 40% SEMDEX, 15% MSCI ACWI and 45% Change in 10 Year GOM Bond Yield.

2. Excluding fixed Income instruments.

3. Performance of local indices is in MUR terms whereas performance of foreign indices is in USD terms except for Euro Stoxx 50 which is in EUR terms.

## DISCLAIMER:

This document is for information purposes only and does not constitute an offer to buy or sell or to conduct any investment activity. In making investment decisions, investors should not rely solely on this publication and should seek independent professional advice. Prices of the different share classes of the Fund, net of management fees and taxes, are available on our website. MUA Life Ltd is regulated by the Mauritius Financial Services Commission. All performances are gross of management fees. The value of investments and the income from them may go up as well as down. Investors may get back less than the amount invested. Any past performance figures shown are not indicative of future performance. The indicative benchmark of the fund is not a formal benchmark but is shown for comparison purposes. The Fund is only available through our Unit-Linked Plans.

## LIFE

MUA Life Ltd BRN C07006990

2nd Floor, Barkly Wharf, Caudan Waterfront, Port Louis, Mauritius  
T 230 207 2500 [mua.mu](http://mua.mu)